



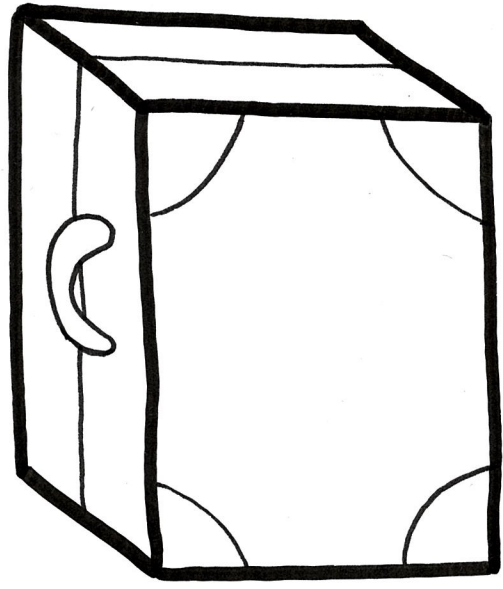
# KARTY PRACY

Różnicowanie glosek


Głoski "B" i "P"

# ĆWICZENIA WYMOWY


Przeczytaj nazwy pod rysunkami, zwróć uwagę na dwie pierwsze głoski. Pokoloruj rysunki.




**BAGAŻ**



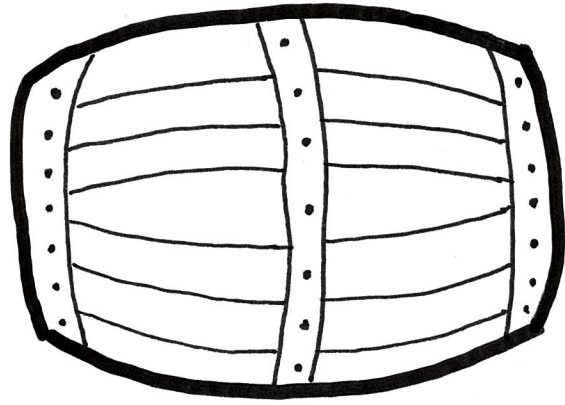
**BAKŁAJAN**



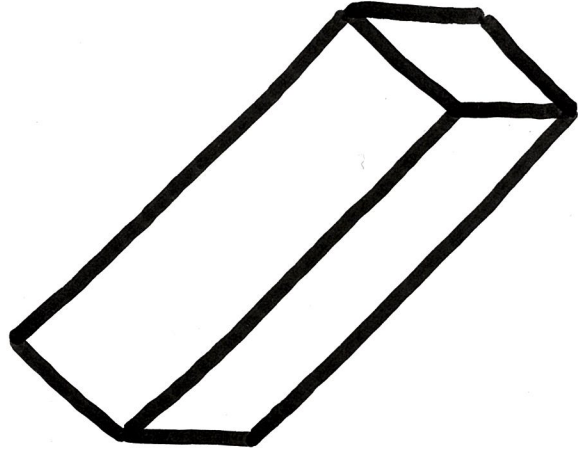
**BANANY**




**BATWAN**



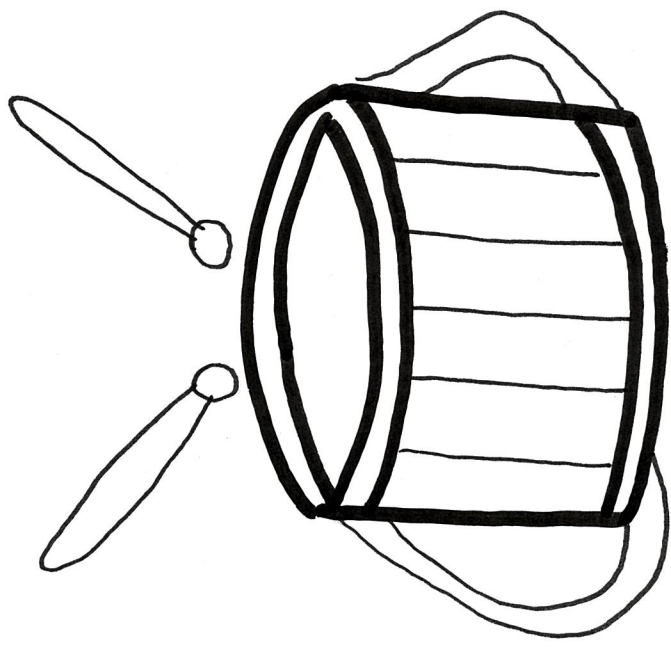
**BE CZKA**



**BE LKA**



**BE REŁ**




**BE ŹBENEK**



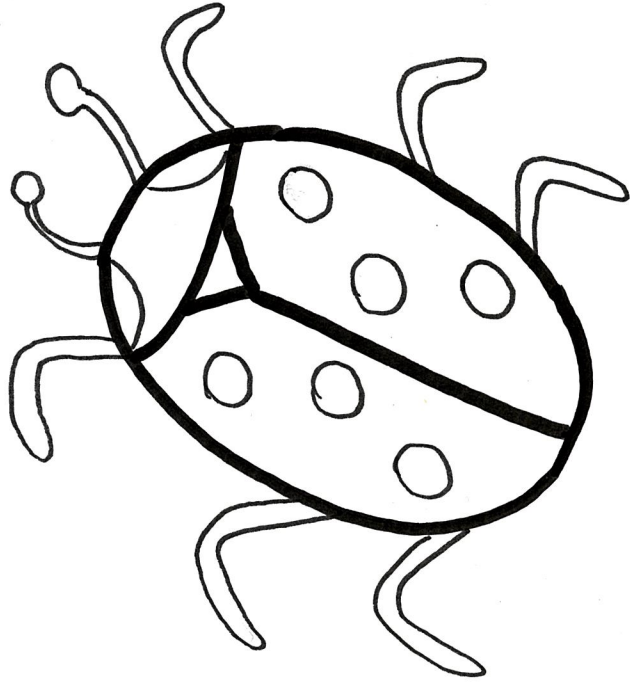


# CORAZ LEPSZA WYMOWA

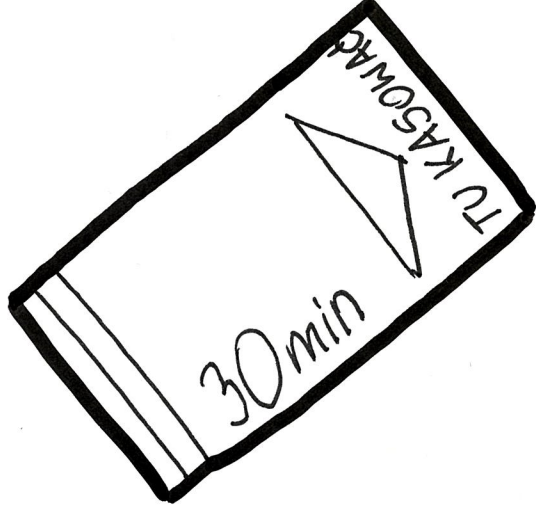
Przeczytaj nazwy pod rysunkami, zwróć uwagę na dwie pierwsze głoski. Pokoloruj rysunki.



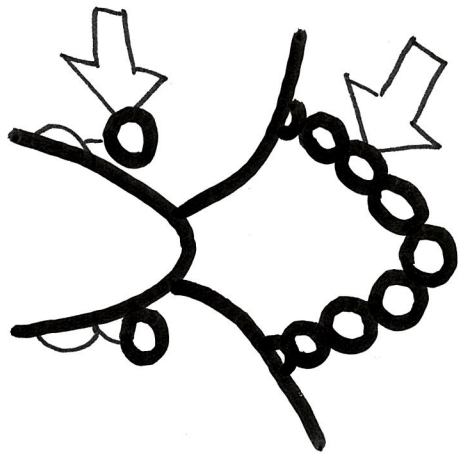
**Biblioteka**




**Bledronka**



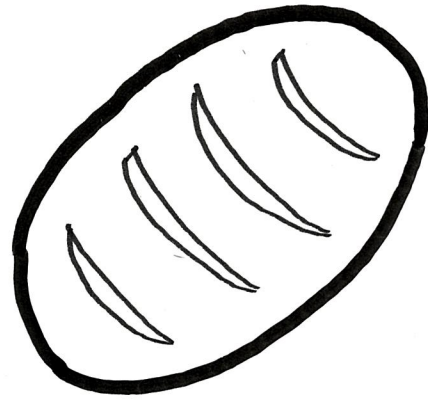
**Bilet**



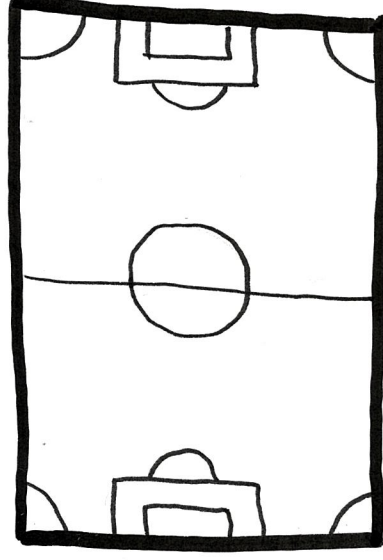
**Błzuteria**




**Bocian**



**Bochenek**



**Boisko**




**Bomba**

# POPRAWNA WYMOWA


Przeczytaj nazwy pod rysunkami, zwróć uwagę na dwie pierwsze głoski. Pokoloruj rysunki.




**Budzik**




**Bukiet**



**Burak**



**Butelka**



**Butka**

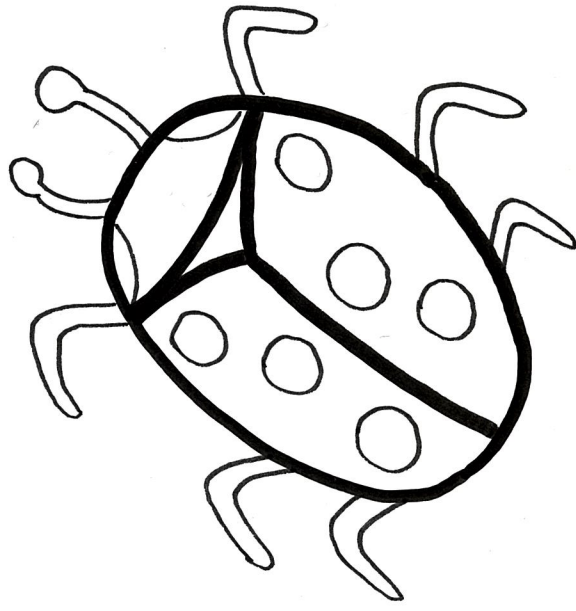


**Byk**




# ZNANE SŁOWA


Podpisz rysunki. Każda kreska to jedna litera, a pierwsza i ostatnia są napisane. Pokoloruj rysunki.



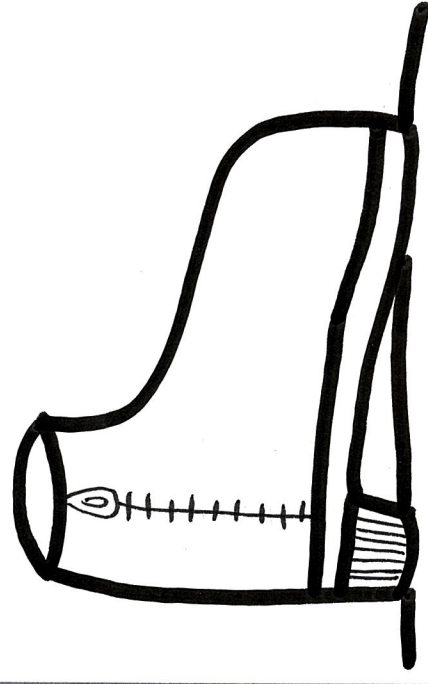
B-----A



B-----Ż



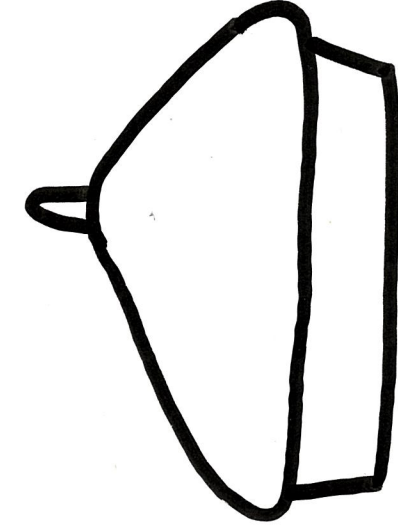
B-----A



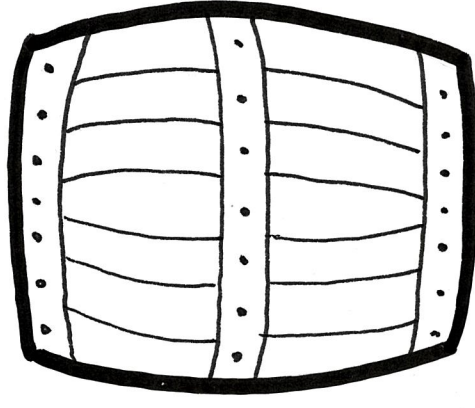
B--T



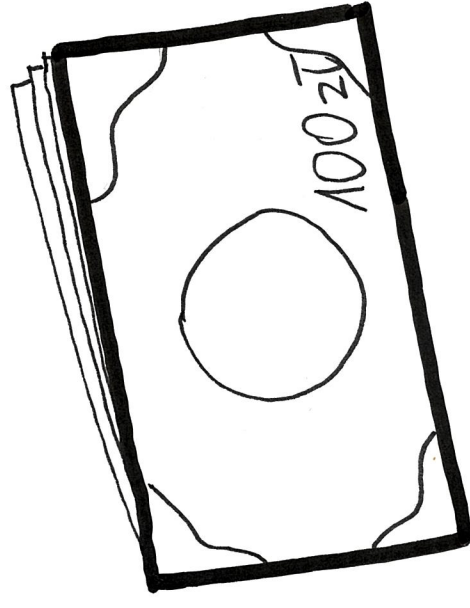
B-----K



B-----T



B-----A



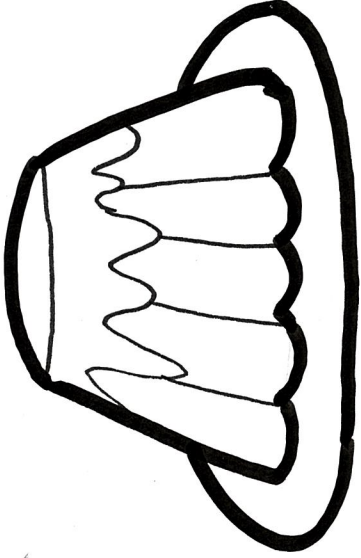
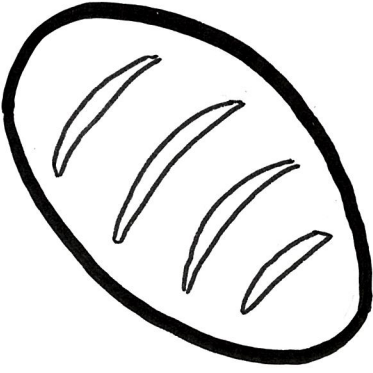

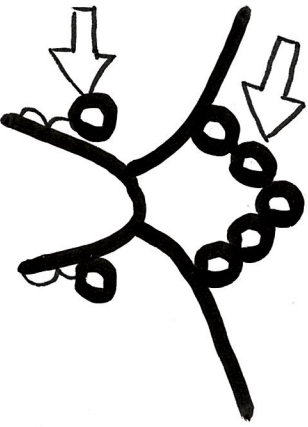

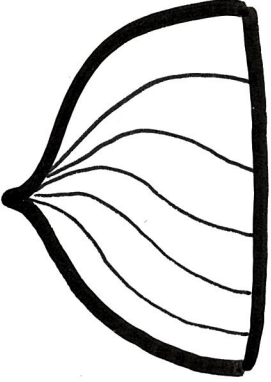



B-----T

Słowa do wyboru: beret, bagaż, bomba, biedronka, budzik, but, banknot, beczka.



# CO TUTAJ PASUJE?

W każdym rzędzie znajdź rysunki, których nazwa zaczyna się na podane głoski i pokoloruj je.













<p><b>BA</b></p>	 <p><b>BABKA</b></p>	 <p><b>BOCHENEK</b></p>	 <p><b>BALKON</b></p>
<p><b>BI</b></p>	 <p><b>BIZUTERIA</b></p>	 <p><b>BIBLIOTEKA</b></p>	 <p><b>BEZA</b></p>
<p><b>BU</b></p>	 <p><b>BALON</b></p>	 <p><b>BUDYNEK</b></p>	 <p><b>BURAK</b></p>





# KOLOROWE PUDEŁKA

Połącz pudełka z takim samym napisem i pokoloruj je tym samym kolorem.




# ĆWICZENIA WYMOWY

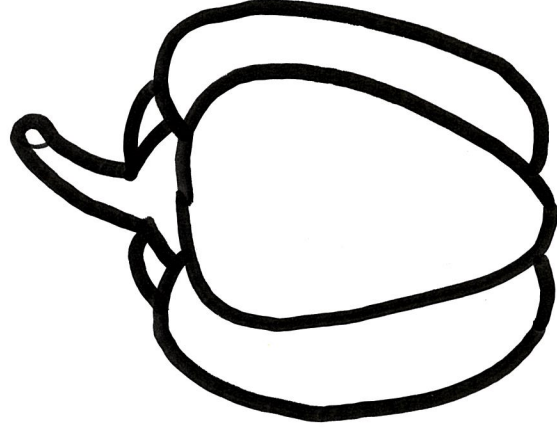
Przeczytaj nazwy pod rysunkami, zwróć uwagę na dźwięki pierwsze głoski. Pokoloruj rysunki.




PAGÓREK



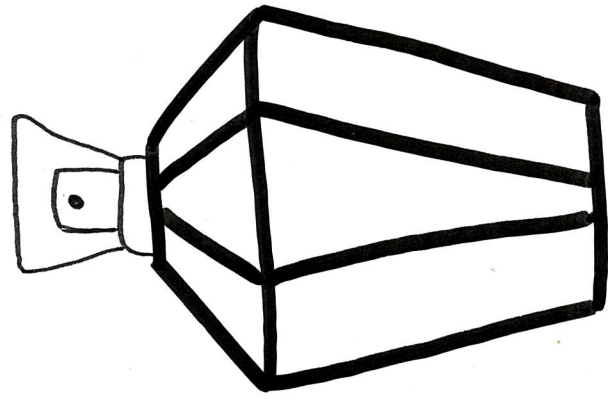
PALMA




PAPRYKA




PAPUGA




PERFUMY



PĘTA



PESTKA




PĘDZEL






# ĆWICZĘ WYMOWĘ

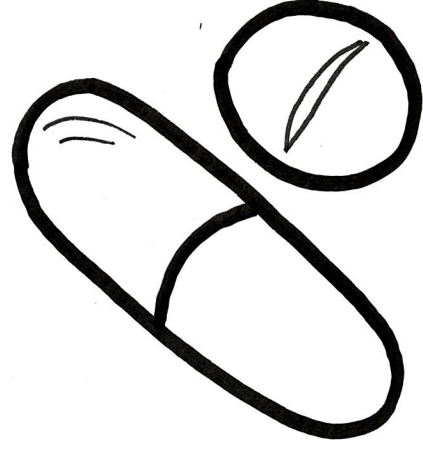
Przeczytaj nazwy pod rysunkami, zwróć uwagę na dwie pierwsze głoski. Pokoloruj rysunki.



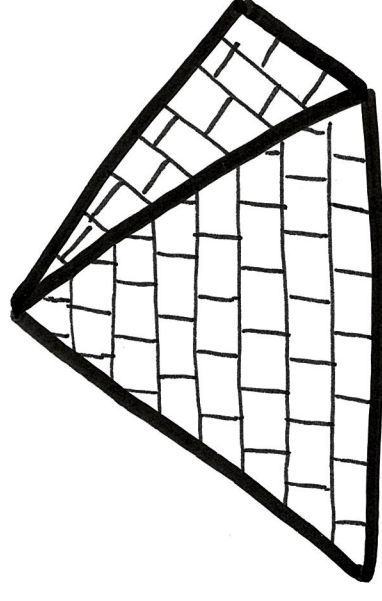
Pięgi




Pierogi




Pligutki




Piramida




Podarunek



Poduszka




Pomidor



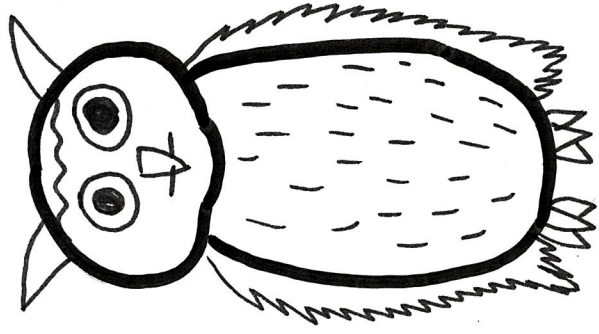
Por

# POPRAWNA WYMOWA


Przeczytaj nazwy pod rysunkami, zwróć uwagę na dźwięki pierwsze głoski. Pokoloruj rysunki.




**Puchar**



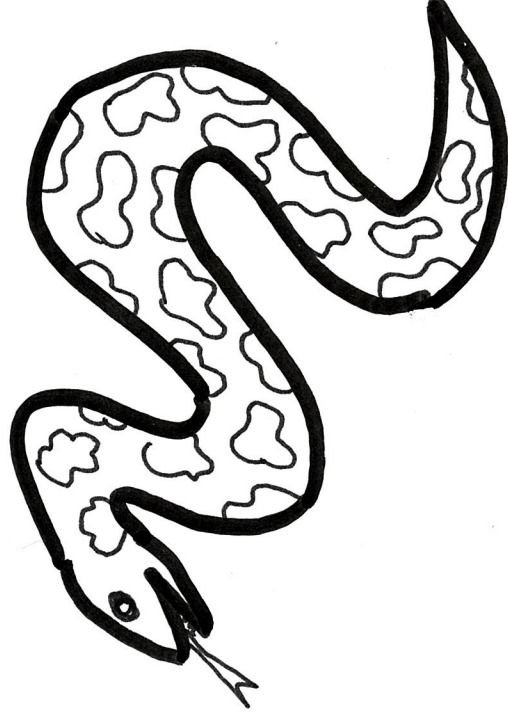
**Puchacz**




**Puzzle**



**Pytać**



**Python**



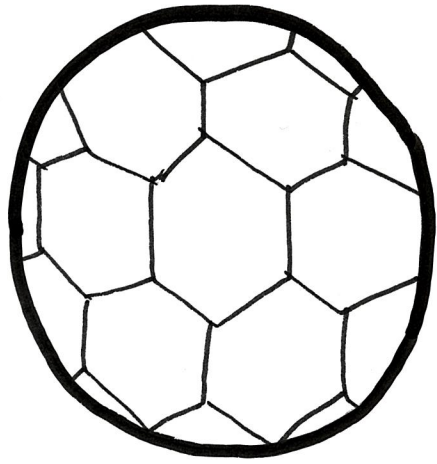






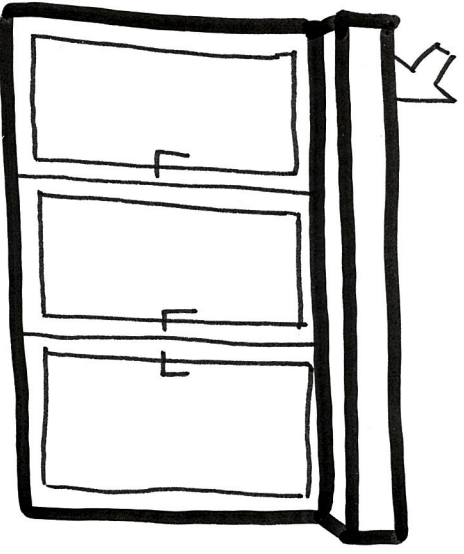
**Pyzy**





# TE SŁOWA ZNAM

Podpisz rysunki. Każda kreska to jedna litera, a pierwsza i ostatnia są wpisanane. Pokoloruj rysunki.

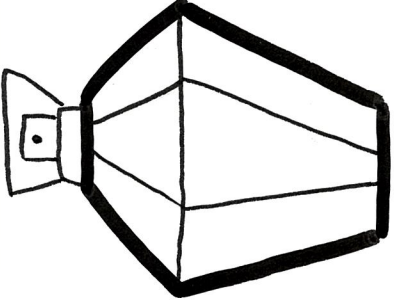





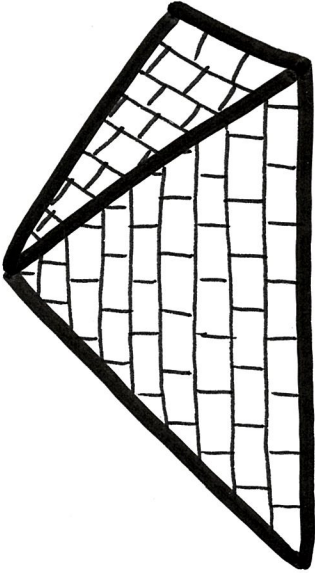


			
P- - - A	P- - - L	P- - - R	P- - - R
			
P- - - L	P- - - L	P- - - O	P- - - T

Słowa do wyboru: parasol, pedzel, pióro, piłka, pomidor, puzzel, puchar, parapet.



# CO TUTAJ NIE PASUJE?











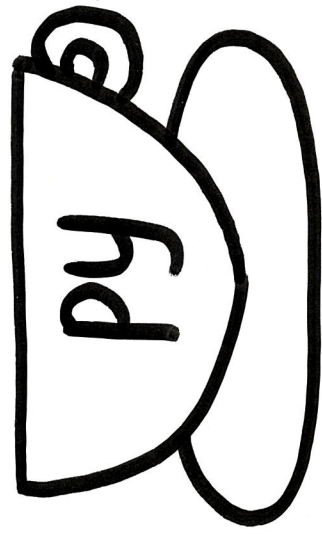

W każdym rzędzie skreśl rysunek, którego nazwa nie zaczyna się na podane głoski. Pozostałe rysunki pokoloruj.

PE	 PERFUMY	 PESTKA	 PARA
PI	 PIEŃ	 PYZY	 PISAC'
PO	 PIRAMIDA	 POKRYWKA	 POLICZEK



# CIEKAWE FILIŻANKI


Połącz filiżanki z takim samym napisem i pokoloruj je tym samym kolorem.




# POLĄCZ W PARY

Połącz napisy z odpowiednimi rysunkami. Pokoloruj rysunki.

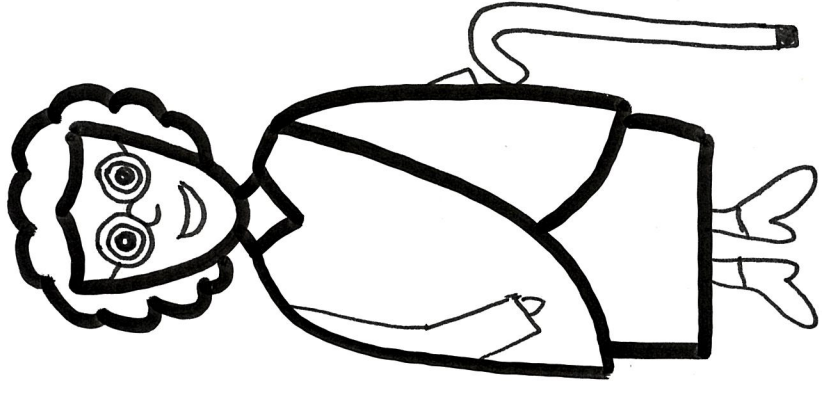
bananowy budyn



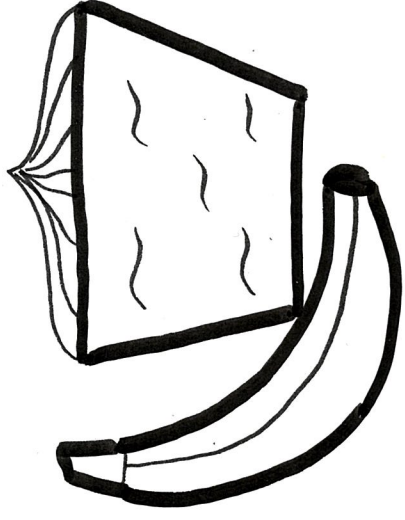
bulwa buraka



babcia Basia



beżowy beret



bocian biały








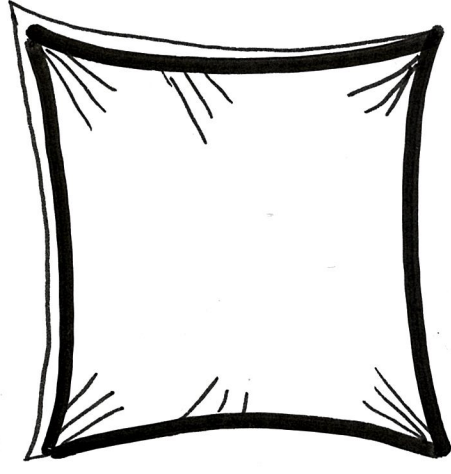
# ŁĄCZENIE W PARY

Połącz napisy z odpowiednimi rysunkami. Pokoloruj rysunki.


pawie pióro




pomarańczowa poduszka



puszka pomidorów



piękny pierścionek

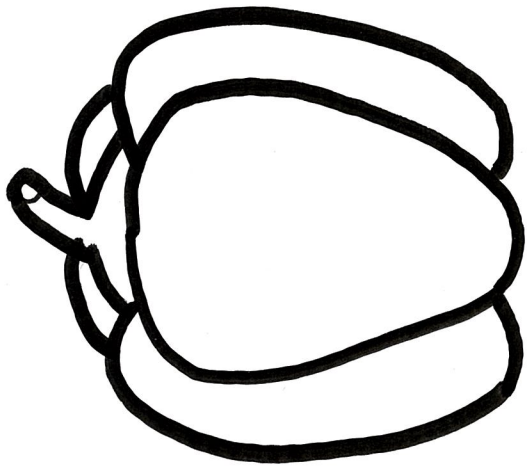
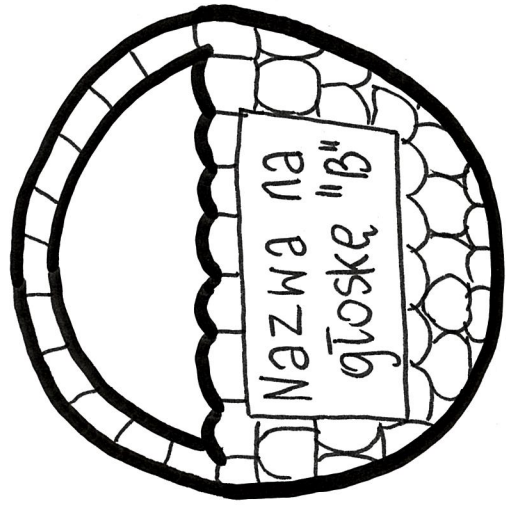


parujące pierogi

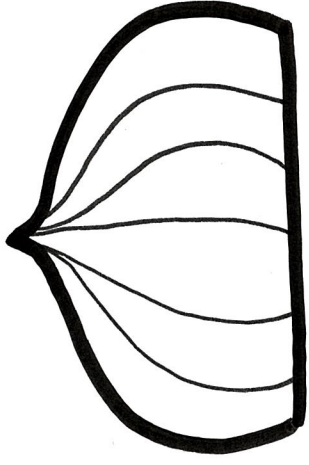


# CIEKAWE KOSZYKI


Połącz rysunki z odpowiednim koszykiem. Pokoloruj rysunki.




PAPRYKA



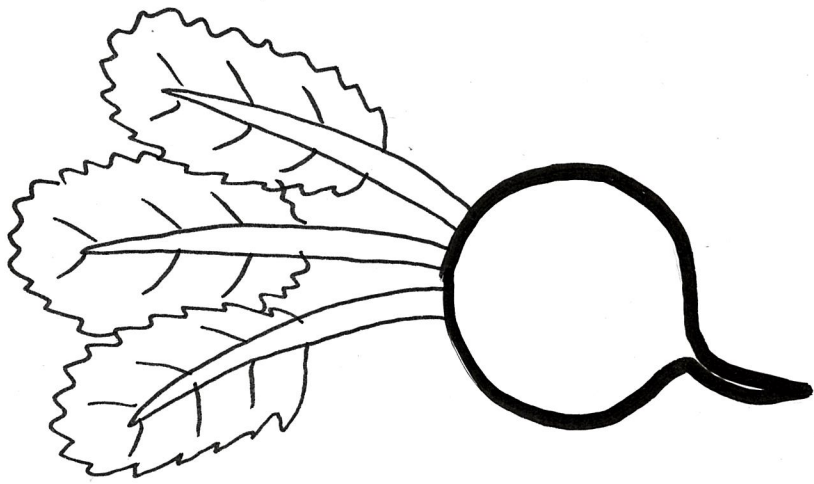
BEZA




PIECZARKA



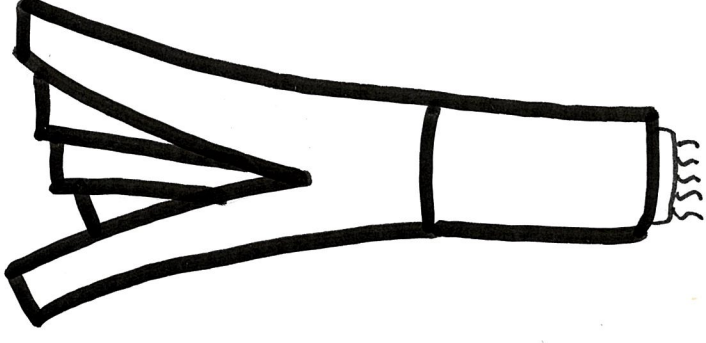
BAKŁAZAN




BURAK



BABKA



POR





POMIDOR






# RYСУNKI W ALBUMACH


Połącz rysunki z odpowiednim albumem. Pokoloruj rysunki.




**PĘDZEL**



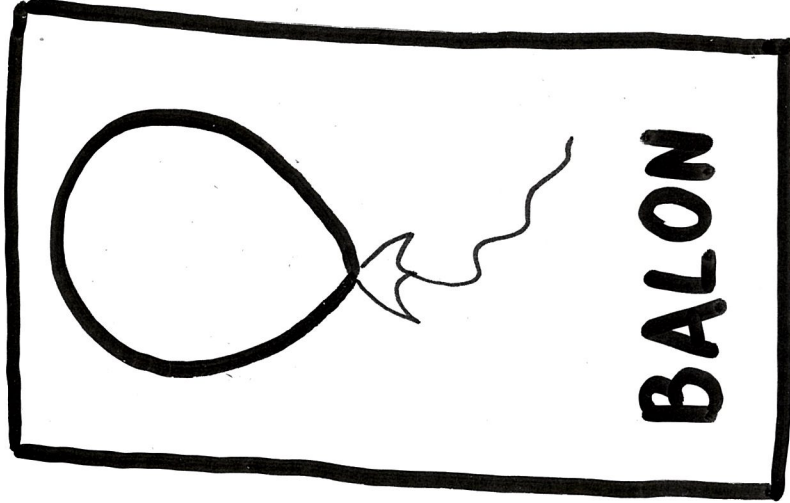
**PARASOL**




**BUKIET**




**BIEDRONKA**




**BALON**




**PUZZEL**



**BECZKA**




**PODARUNEK**





# W POKOJU

Podpisz przedmioty na rysunku. Pokoloruj rysunek.



Słowa do wyboru: bebenek, parapet, budzik, poduszka, pudełko, babka.