



# KARTY PRACY


do głoski  
"R"

# ĆWICZENIA WYMOWY


Przeczytaj nazwy pod rysunkami, zwróć uwagę na dwie pierwsze głoski. Pokoloruj rysunki.



Rabata




Rafa




RAK



RAjstopy




REakcja



REgał



REstauracja




REkin

# ĆWICZENIE WYMOWE


Przeczytaj nazwy pod rysunkami, zwróć uwagę na dwie pierwsze głoski. Pokoloruj rysunki.




RObak




RObot



ROdzice




ROndo




ROpucha



ROLki




ROzmowa



ROża

# CORAZ LEPSZA WYMOWA


Przeczytaj nazwy pod rysunkami, zwróć uwagę na dwie pierwsze głoski. Pokoloruj rysunki.



RUSZT



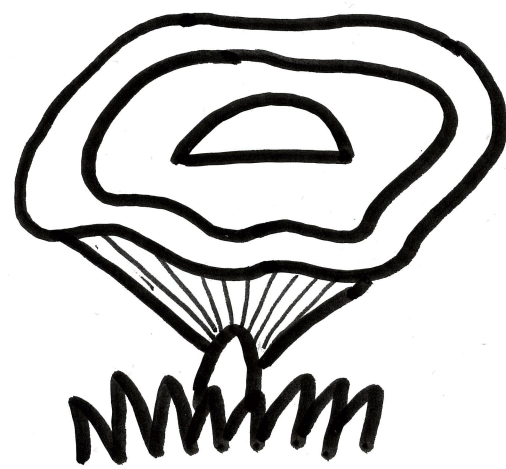
RUKOLA



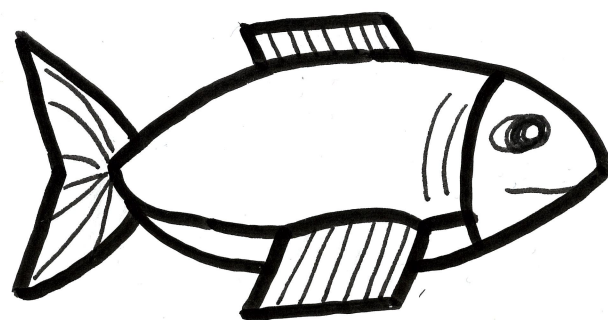
RULON




RUINA




RYDZ



RYBA












RYCERZ



RYJEK

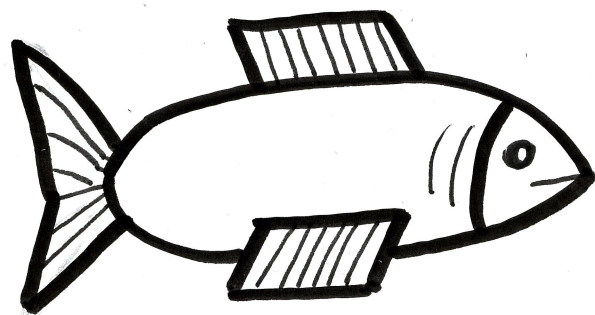
# CO TUTAJ NIE PASUJE?

W każdym rzędzie skreśl rysunek, którego nazwa nie zaczyna się na podane głoski. Pokoloruj rysunki.

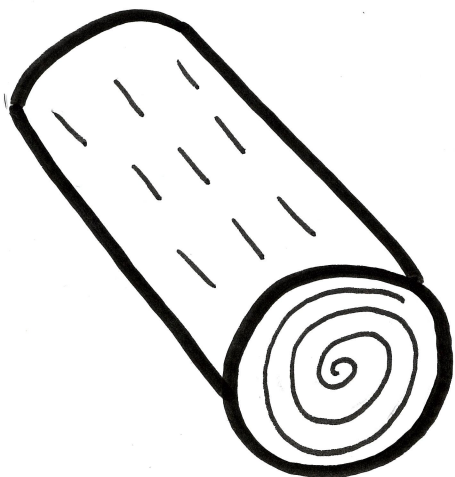
RO	 ROSLINA	 REAKCJA	 ROPUCHA
RY	 RANA	 RYDZ	 RYJEK
RA	 RADIO	 RABAT	 RUKOLA

# TE SŁOWA JUŻ ZNAM


Podpisz rysunki. Każda kreska to jedna litera, a pierwsza i ostatnia są wpisane. Pokoloruj rysunki.




R \_ \_ A




R \_ \_ \_ N




R \_ \_ A




R \_ Ś




R \_ \_ \_ L



R \_ \_ \_ \_ A



R \_ \_ \_ N













R \_ \_ I

Słowa do wyboru: rakieta, rama, rekin, rogi, rogal, rulon, ryba, ryś.

# CIEKAWY KLOCKI

Połącz klocki z takim samym napisem i pokoloruj je tym samym kolorem.




# ĆWICZENIA WYMOWY


Przeczytaj nazwy pod rysunkami, zwróć uwagę na głoskę "R" i dwie sąsiednie. Pokoloruj rysunki.




podARUnek



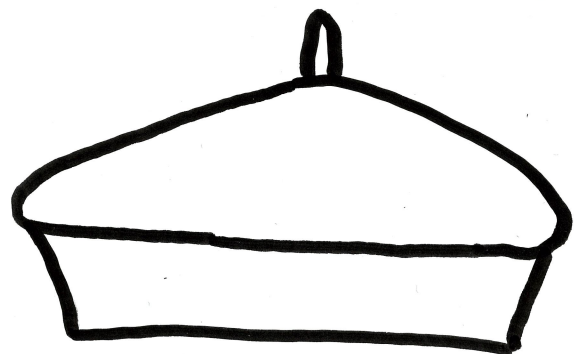
żARÓwka




pARApet




kaLAREpA




bEReł



siekiERA



kuFEREK



piEROGi




# CORAZ LEPSZA WYMOWA

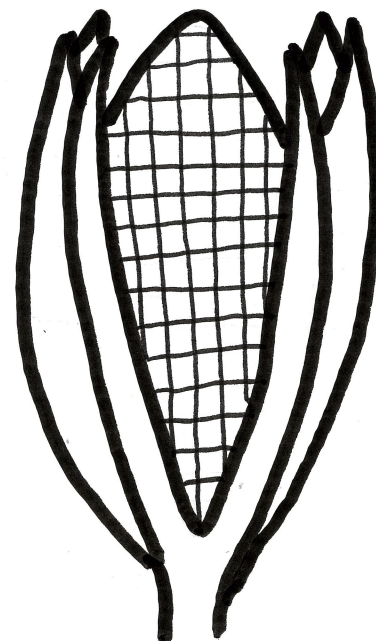
Przeczytaj nazwy pod rysunkami, zwróć uwagę na głoskę "R" i dwie sąsiednie. Pokoloruj rysunki.



żURAWina



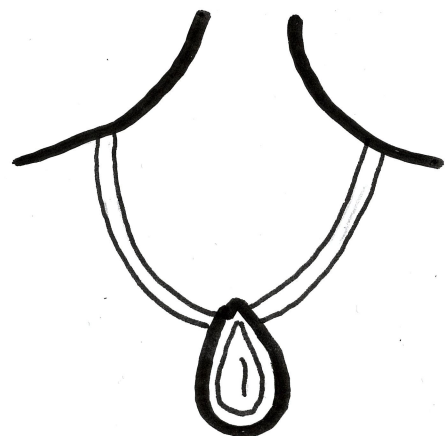
chmURA



kukURYdza



borowik




wisiOREK



kORALE



żyRAfa



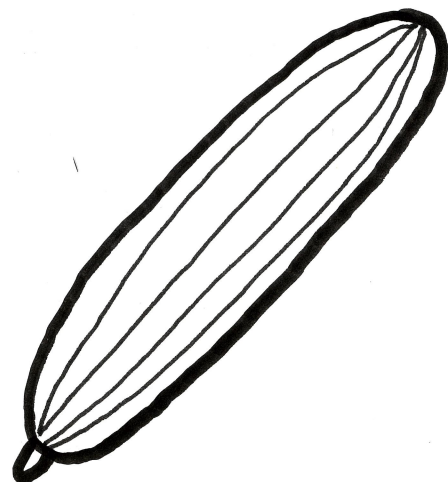
żyRAndol

# TE SŁOWA JUŻ ZNAM


Podpisz rysunki. Każda kreska to jedna litera, a pierwsza i ostatnia są wpisane. Pokoloruj rysunki.




C \_ \_ \_ \_ A




O \_ \_ \_ \_ K




Ż \_ \_ \_ \_ \_ A



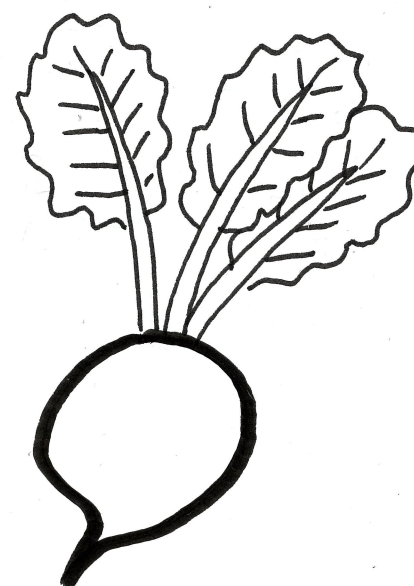
C \_ \_ \_ \_ \_ K



K \_ \_ \_ \_ \_ A



Ż \_ \_ \_ \_ \_ L



B \_ \_ \_ \_ K




Z \_ \_ \_ \_ \_ K


Słowa do wyboru: korona, ogórek, zegarek, żarówka, chmura, burak, cukierek, żyrandol.

# PEŁNE KOSZYKI


Połącz przedmioty z odpowiednim koszykiem. Pokoloruj rysunki.




OGÓREK



BERET



KONFITURA




ZIARENKO




KALAREPA




PARASOL



PARAGON



KOREK



# TO, CO PASUJE

W każdym rzędzie znajdź rysunki, w których nazwie są podane głoski. Pokoloruj rysunki.

<p>ERE</p>	 <p>KUFEREK</p>	 <p>NUMEREK</p>	 <p>CHMURA</p>
<p>ORO</p>	 <p>KORONA</p>	 <p>PIEROGI</p>	 <p>BOROWIK</p>
<p>ARE</p>	 <p>OKULARY</p>	 <p>GALARETKA</p>	 <p>CIĘŻAREK</p>

# TAJEMNICZE PUDEŁKA

Połącz pudełka z takim samym napisem i pokoloruj je tym samym kolorem.

