



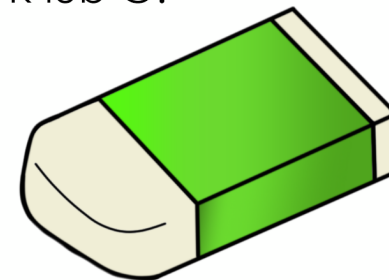
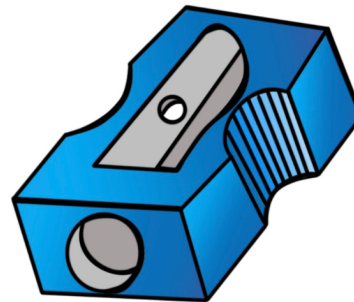


# Teczka Logopedy

10 kart pracy

**głoski K i G**

Spakuj do plecaka przybory, w których nazwie słyszysz głoskę K lub G.



Wpisz brakujące głoski K i G oraz dopasuj obrazki do nazw.






TRUS  AW  A

JABŁ  O





ŚLIW  A

O  ÓRE

RUSZ  A



Przyklej na lodówce produkty, które w swojej nazwie mają głoskę K lub G.



Zaznacz na zielono głoski K, a na fioletowo głoski G.

G

K

K

G

K

G

K

G

G

K

G

K

G

K

K

K

G

G

K


K

G



G





Połącz obrazki w pary i wpisz w kóteczka sylaby.




GU



GA



GO







Wytnij i przyklej elementy w odpowiednim polu.

KO


KI

KA

KU








Pokoloruj obrazki, które w swojej nazwie mają głoskę K lub G.





Pokoloruj tło w tych kartach, które przedstawiają zwierzątko, w którego nazwie jest głoska K lub G.

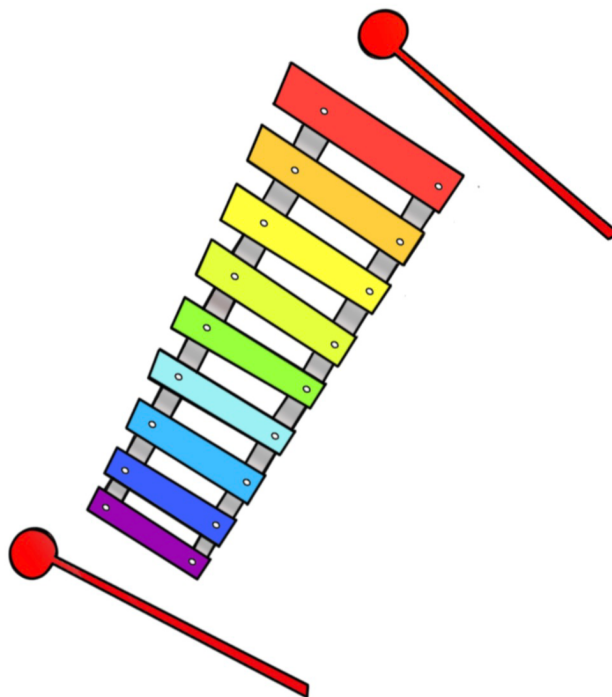


Połącz nazwę z obrazkiem.

TRĄBKA

GITARA

CYMBAŁKI



Uzupełnij rytm. Co będzie następne?

